

Scaled data based on original data using  
LM-79-08 Approved Method: Electrical and Photometric Measurements of Solid-  
State Lighting Products

Test Report Prepared for  
Cooper Lighting Solutions  
(formerly Eaton)

Brand: INVUE

Report Number: P675133

Luminaire Tested: **CCW-SA-1A-750-U-T4FT**

Issue Date: 04/25/2023



**Test Information**

Test Method: LM-79-08  
Report Number: P675133  
Test Lab: INNOVATION CENTER(G1)  
Issue Date: 04/25/2023  
Manufacturer: COOPER LIGHTING SOLUTIONS (FORMERLY EATON)  
Product Line: INVUE  
Catalog Number: CCW-SA-1A-750-U-T4FT  
Description: INVUE CLEAR CURVE Wall Pack MOUNT LIGHT SQUARE LUMINAIRE @350mA w/  
T4FT distribution lens  
Light Source: (16) 5000K CCT, 70 CRI LEDS  
Ballast/Driver: ELECTRONIC DRIVER

**Summary**

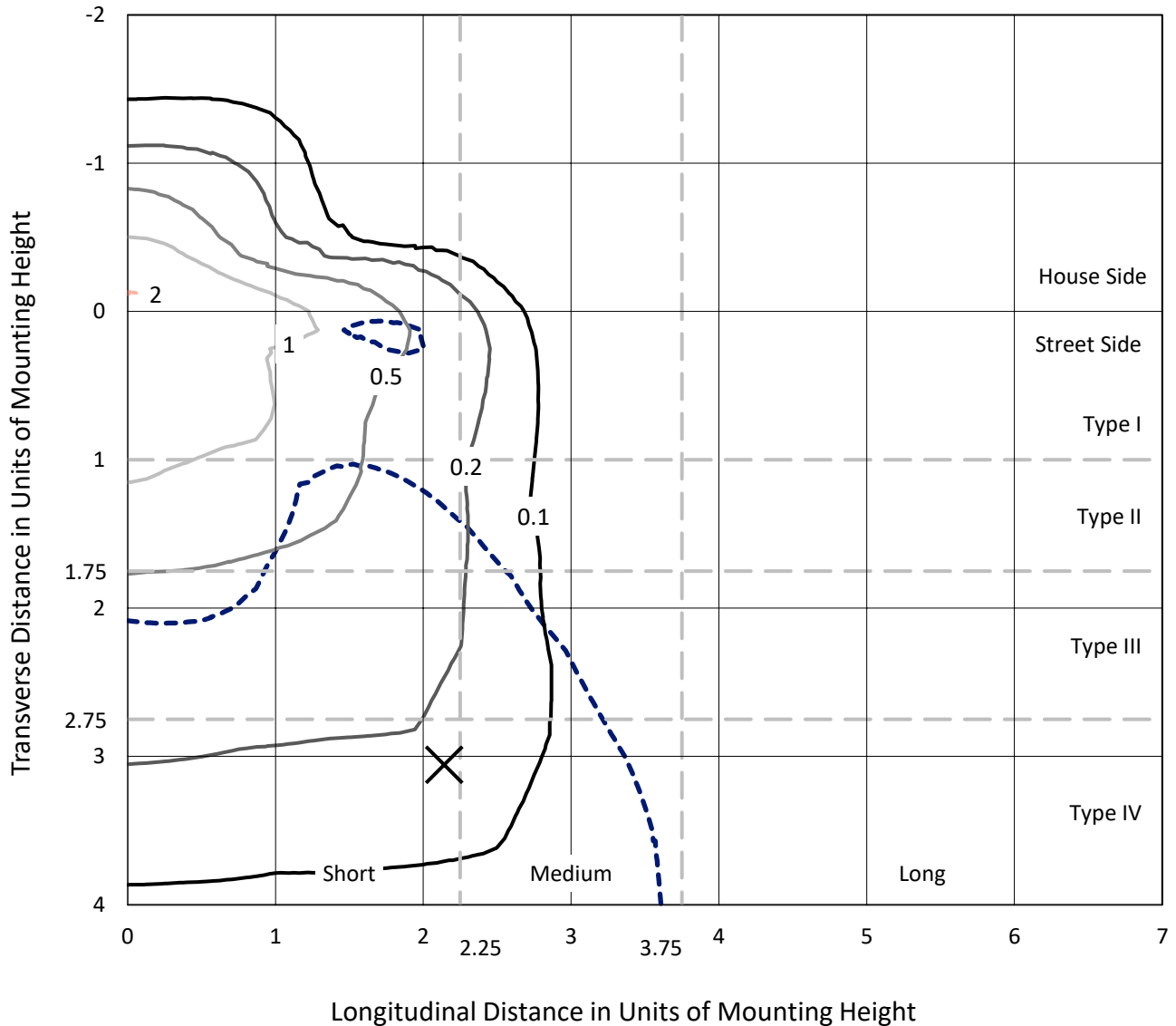
Lumens per Lamp: N/A  
Luminaire Lumens: 2796.7 lumens  
Efficiency: N/A  
Efficacy: 155.4 lumens/watt  
Luminous Opening: Rectangular (W 1' x L: 0.5' x H: 0')  
IES Classification: Type IV - Short  
BUG Rating: B1 - U0 - G1

Input Watts (W): 18  
Input Voltage (V): 120  
Input Current (A<sub>in</sub>): NR  
Voltage Rise (V): NR  
Power Factor: NR  
Total Harmonic Distortion (THDi): NR  
Frequency (hertz): 60  
Stabilization Time: NR  
Operation Time: NR  
Ambient Temperature (°C): NR  
Test Distance: 25 FT

REPORT NUMBER: P675133  
 CATALOG NUMBER: CCW-SA-1A-750-U-T4FT

### Iso-Footcandle Lines of Horizontal Illumination

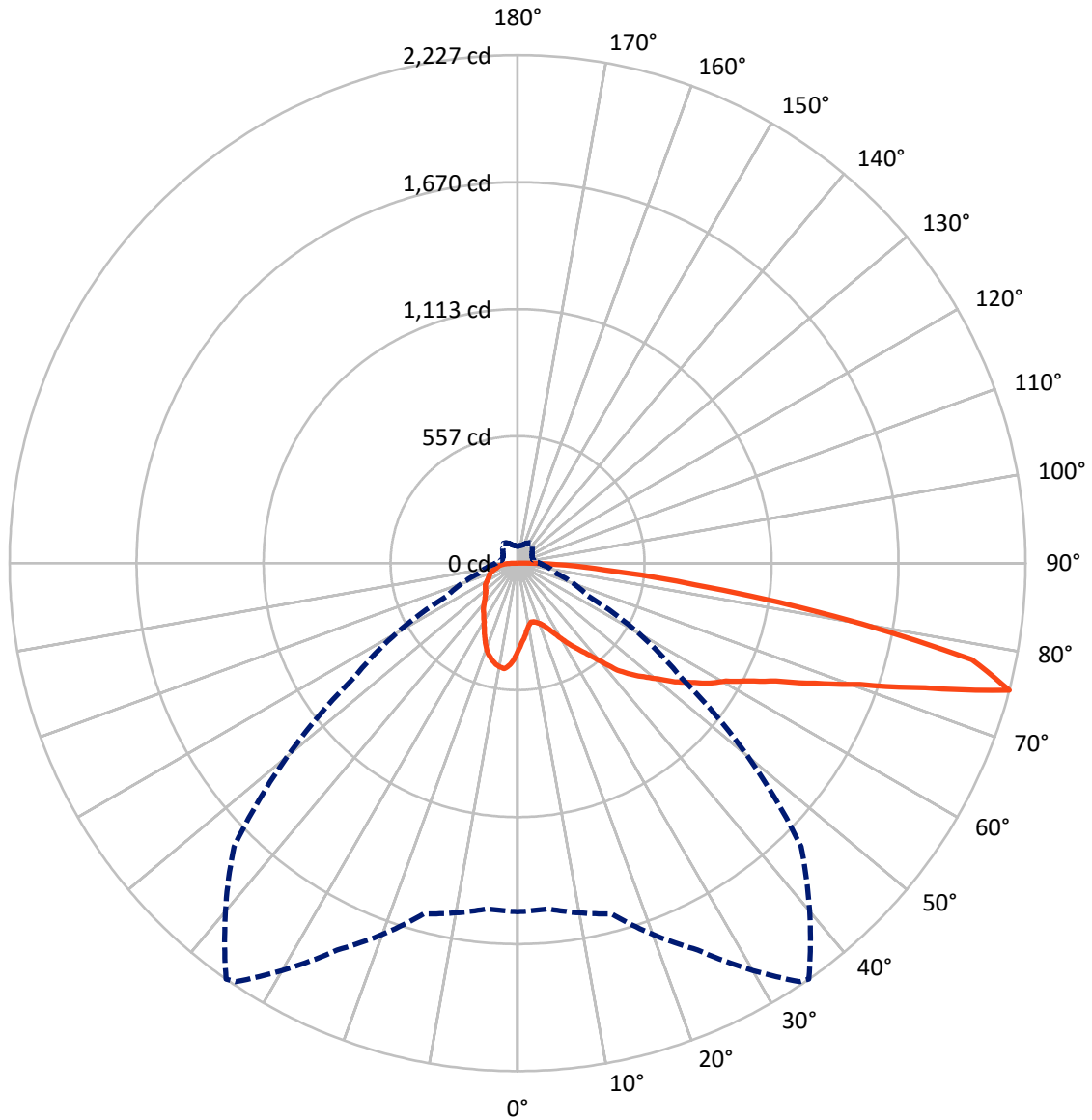
× Max cd  
 - - - 1/2 Max cd



Based on 15 foot mounting height. Maximum calculated value = 2 fc  
 Type IV - Short - N/A

REPORT NUMBER: P675133  
CATALOG NUMBER: CCW-SA-1A-750-U-T4FT

### Luminous Intensity Polar Plot



— Vertical Plane Through 35-Deg Lateral    - - - Horizontal Cone Through 75-Deg Vertical

REPORT NUMBER: P675133  
 CATALOG NUMBER: CCW-SA-1A-750-U-T4FT

**FLUX DISTRIBUTION:**

		Downward	Upward	Total
<b>House Side</b>	Lumens	642.8	0.0	642.8
	% Fixture	23.0	0.0	23.0
<b>Street Side</b>	Lumens	2154.0	0.0	2154.0
	% Fixture	77.0	0.0	77.0
<b>Total</b>	Lumens	2796.7	0.0	2796.7
	% Fixture	100.0	0.0	100.0

**Coefficient of Utilization**

**ZONAL LUMENS:**

Zone	Lumens	% Fixture
0°-10°	36.5	1.3
10°-20°	106.0	3.8
20°-30°	175.8	6.3
30°-40°	260.6	9.3
40°-50°	375.8	13.4
50°-60°	516.8	18.5
60°-70°	638.4	22.8
70°-80°	584.0	20.9
80°-90°	102.8	3.7
90°-100°	0.0	0.0
100°-110°	0.0	0.0
110°-120°	0.0	0.0
120°-130°	0.0	0.0
130°-140°	0.0	0.0
140°-150°	0.0	0.0
150°-160°	0.0	0.0
160°-170°	0.0	0.0
170°-180°	0.0	0.0
0°-90°	2796.7	100.0
0°-180°	2796.7	100.0



REPORT NUMBER: P675133

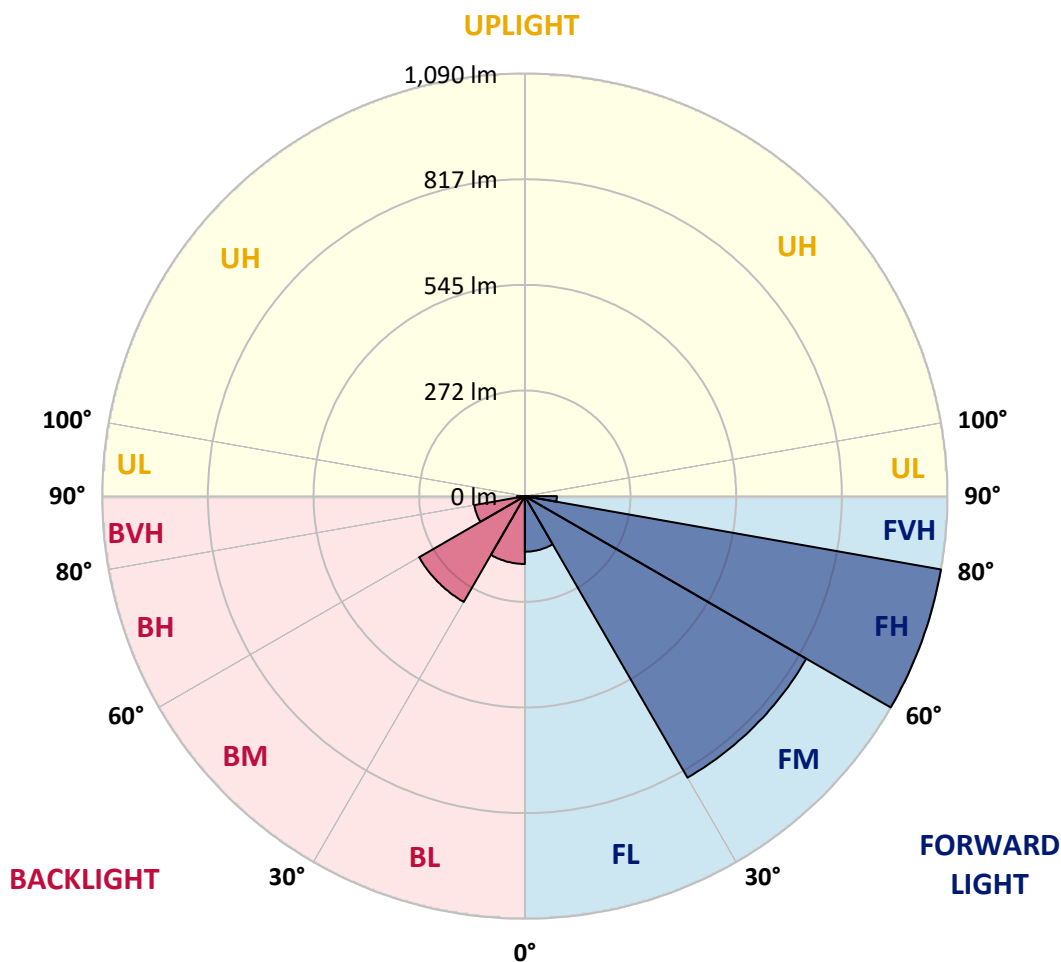
CATALOG NUMBER: CCW-SA-1A-750-U-T4FT

**LUMINAIRE CLASSIFICATION SYSTEM LUMEN TABLE AND BUG RATING:**

Zone	Lumens	% Fixture	Zone Rating/Lumen Limit		
			B	U	G
FL (0°-30°)	143.3	5.1			
FM (30°-60°)	838.3	30.0			
FH (60°-80°)	1089.8	39.0			G1/1800
FVH (80°-90°)	82.5	3.0			G1/100
BL (0°-30°)	174.9	6.3	B1/500		
BM (30°-60°)	315.0	11.3	B1/1000		
BH (60°-80°)	132.5	4.7	B1/500		G1/500
BVH (80°-90°)	20.3	0.7			G1/100
UL (90°-100°)	0.0	0.0		U0/0	
UH (100°-180°)	0.0	0.0		U0/0	

**BUG Rating: B1-U0-G1**

Type IV Short





REPORT NUMBER: P675133  
 CATALOG NUMBER: CCW-SA-1A-750-U-T4FT

**CANDELA DISTRIBUTION (FULL):**

	0°	5°	15°	25°	34°	35°	45°	55°	65°	75°	85°
0°	383.2	383.2	383.2	383.2	383.2	383.2	383.2	383.2	383.2	383.2	383.2
2.5°	347.1	344.0	347.1	349.2	349.2	349.2	352.3	361.5	367.7	371.8	379.0
5°	311.1	312.1	314.2	319.3	322.4	324.5	329.6	340.9	350.2	363.6	379.0
7.5°	279.1	281.2	284.3	289.4	296.6	295.6	306.9	322.4	339.9	357.4	380.1
10°	262.7	266.8	267.8	268.8	276.0	276.0	291.5	309.0	330.6	353.3	380.1
12.5°	265.7	265.7	262.7	261.6	265.7	264.7	278.1	298.7	322.4	354.3	384.2
15°	275.0	275.0	268.8	262.7	268.8	266.8	278.1	294.6	322.4	355.4	392.4
17.5°	287.4	288.4	281.2	270.9	273.0	274.0	282.2	297.7	322.4	357.4	403.8
20°	312.1	306.9	295.6	279.1	286.3	283.3	295.6	309.0	328.6	365.7	420.3
22.5°	333.7	333.7	312.1	297.7	298.7	298.7	310.0	321.4	337.8	377.0	432.6
25°	368.7	366.7	339.9	318.3	320.3	321.4	327.5	340.9	353.3	383.2	448.1
27.5°	413.0	407.9	381.1	356.4	348.1	351.2	354.3	364.6	367.7	393.5	466.6
30°	460.4	453.2	430.6	391.4	387.3	388.3	383.2	389.3	385.2	410.0	485.1
32.5°	490.3	490.3	468.7	439.8	428.5	428.5	411.0	415.1	415.1	425.4	518.1
35°	516.0	514.0	499.6	477.9	470.7	466.6	449.1	455.3	445.0	455.3	564.5
37.5°	555.2	549.0	542.8	528.4	514.0	510.9	501.6	505.7	491.3	486.2	617.0
40°	600.5	597.4	591.2	585.1	570.6	569.6	559.3	563.4	548.0	528.4	669.5
42.5°	667.5	658.2	638.6	633.5	636.6	640.7	636.6	629.3	601.5	576.8	726.2
45°	734.4	720.0	682.9	674.7	698.4	695.3	712.8	709.7	664.4	625.2	785.9
47.5°	777.7	765.3	735.4	730.3	740.6	744.7	797.2	788.0	715.9	669.5	843.6
50°	808.6	809.6	770.5	783.8	797.2	797.2	863.2	862.1	778.7	724.1	918.8
52.5°	853.9	839.5	823.0	835.4	853.9	864.2	945.6	922.9	817.8	770.5	1003.2
55°	877.6	871.4	857.0	878.6	917.8	922.9	1009.4	991.9	862.1	825.1	1089.8
57.5°	886.9	892.0	915.7	925.0	979.6	992.9	1067.1	1042.4	903.3	893.0	1156.7
60°	928.1	920.8	952.8	989.9	1042.4	1049.6	1139.2	1085.6	943.5	937.3	1178.3
62.5°	1011.5	992.9	1010.5	1054.7	1127.9	1137.1	1215.4	1143.3	961.0	967.2	1177.3
65°	1133.0	1119.6	1093.9	1128.9	1231.9	1245.3	1305.0	1192.8	955.9	956.9	1093.9
67.5°	1276.2	1254.6	1227.8	1249.4	1375.1	1406.0	1414.2	1214.4	919.8	899.2	889.9
70°	1401.9	1387.4	1369.9	1407.0	1582.1	1593.4	1550.2	1201.0	819.9	722.0	593.3
72.5°	1519.3	1512.1	1522.4	1661.4	1862.3	1869.5	1677.9	1116.5	647.9	437.8	276.0
75°	1528.6	1521.3	1592.4	1871.6	2213.5	2226.9	1757.2	875.5	342.0	178.2	116.4
77.5°	1035.2	1056.8	1189.7	1638.8	2033.3	2036.4	1436.9	406.9	141.1	105.1	81.4
80°	254.4	282.2	448.1	847.7	1371.0	1405.0	786.9	137.0	92.7	80.3	60.8
82.5°	92.7	100.9	182.3	383.2	770.5	783.8	275.0	74.2	67.0	61.8	44.3
85°	44.3	45.3	86.5	188.5	389.3	385.2	98.9	44.3	48.4	42.2	26.8
87.5°	18.5	18.5	38.1	87.6	172.0	166.9	31.9	20.6	27.8	24.7	13.4
90°	0.0	0.0	0.0	0.0	0.0	0.0	0.0	0.0	0.0	0.0	0.0



REPORT NUMBER: P675133  
 CATALOG NUMBER: CCW-SA-1A-750-U-T4FT

**CANDELA DISTRIBUTION (continued):**

	90°	95°	105°	115°	125°	135°	145°	155°	165°	175°	180°
0°	383.2	383.2	383.2	383.2	383.2	383.2	383.2	383.2	383.2	383.2	383.2
2.5°	384.2	386.3	394.5	400.7	406.9	412.0	420.3	420.3	425.4	425.4	425.4
5°	383.2	394.5	407.9	422.3	431.6	440.9	449.1	450.1	453.2	457.3	458.4
7.5°	387.3	398.6	420.3	440.9	452.2	456.3	466.6	463.5	463.5	463.5	466.6
10°	395.5	407.9	437.8	456.3	464.5	465.6	462.5	460.4	454.2	452.2	449.1
12.5°	401.7	423.3	453.2	467.6	464.5	461.5	454.2	443.9	436.7	434.7	434.7
15°	417.2	438.8	466.6	471.8	466.6	450.1	440.9	429.5	423.3	414.1	418.2
17.5°	430.6	455.3	480.0	473.8	463.5	437.8	424.4	407.9	399.6	389.3	389.3
20°	448.1	470.7	492.4	475.9	453.2	425.4	403.8	383.2	371.8	361.5	363.6
22.5°	467.6	488.2	499.6	467.6	437.8	405.8	376.0	356.4	342.0	335.8	337.8
25°	483.1	505.7	503.7	454.2	419.2	381.1	348.1	329.6	326.5	320.3	320.3
27.5°	502.7	526.3	500.6	437.8	388.3	342.0	321.4	314.2	314.2	311.1	313.1
30°	528.4	544.9	493.4	414.1	349.2	306.9	296.6	300.8	308.0	304.9	305.9
32.5°	570.6	568.6	487.2	387.3	308.0	273.0	280.2	288.4	294.6	297.7	299.7
35°	611.8	598.4	480.0	351.2	269.9	256.5	262.7	271.9	283.3	286.3	287.4
37.5°	653.0	629.3	467.6	306.9	246.2	242.1	248.2	253.4	262.7	264.7	266.8
40°	696.3	649.9	446.0	263.7	226.6	226.6	230.7	231.8	236.9	240.0	242.1
42.5°	734.4	669.5	406.9	223.5	206.0	213.2	214.2	212.2	208.1	210.1	211.2
45°	780.8	691.1	361.5	194.7	190.6	199.8	201.9	193.6	186.4	182.3	180.3
47.5°	826.1	713.8	322.4	171.0	176.1	190.6	190.6	181.3	168.9	158.6	154.5
50°	867.3	736.5	290.5	156.6	161.7	183.3	185.4	167.9	154.5	142.1	140.1
52.5°	936.3	774.6	257.5	145.2	153.5	178.2	177.2	161.7	144.2	130.8	129.8
55°	997.1	812.7	214.2	133.9	145.2	171.0	174.1	155.5	131.8	119.5	117.4
57.5°	1041.4	822.0	171.0	122.6	137.0	162.7	166.9	143.2	123.6	113.3	112.3
60°	1049.6	785.9	139.1	113.3	125.7	151.4	154.5	136.0	117.4	109.2	107.1
62.5°	1011.5	716.9	118.5	105.1	116.4	140.1	146.3	127.7	111.2	104.0	103.0
65°	925.0	616.0	104.0	97.9	110.2	131.8	139.1	121.5	106.1	99.9	98.9
67.5°	732.3	472.8	92.7	92.7	102.0	123.6	133.9	117.4	100.9	96.8	95.8
70°	479.0	284.3	84.5	85.5	95.8	116.4	127.7	112.3	94.8	93.7	91.7
72.5°	206.0	130.8	75.2	78.3	86.5	104.0	118.5	105.1	87.6	84.5	81.4
75°	94.8	79.3	68.0	70.0	77.3	91.7	107.1	96.8	81.4	76.2	73.1
77.5°	67.0	57.7	56.7	60.8	65.9	79.3	94.8	90.6	75.2	71.1	69.0
80°	49.4	44.3	47.4	51.5	54.6	73.1	89.6	83.4	69.0	62.8	59.7
82.5°	35.0	33.0	37.1	41.2	44.3	63.9	82.4	73.1	57.7	52.5	47.4
85°	20.6	21.6	25.8	27.8	30.9	47.4	69.0	58.7	44.3	34.0	33.0
87.5°	9.3	9.3	12.4	13.4	15.5	27.8	46.4	37.1	27.8	21.6	20.6
90°	0.0	0.0	0.0	0.0	0.0	0.0	0.0	0.0	0.0	0.0	0.0

(END OF REPORT)